

# DIN-Mount Adapter

Adapter für DIN-Schienen-Montage

Adapter voor DIN-rail Montage

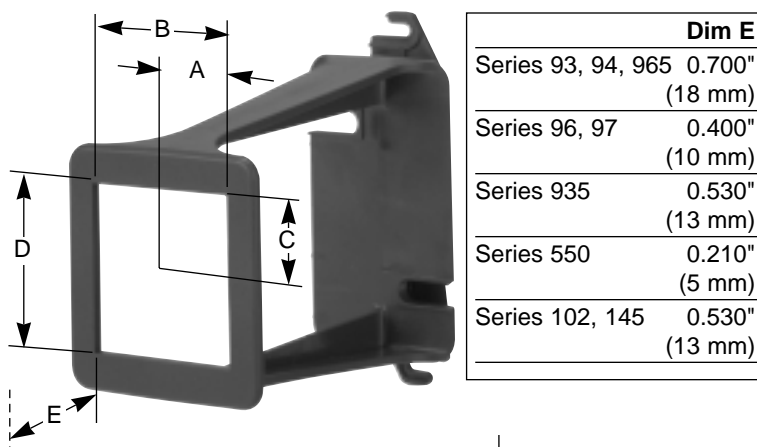
Adaptador para riel DIN

Adaptateur pour rail DIN

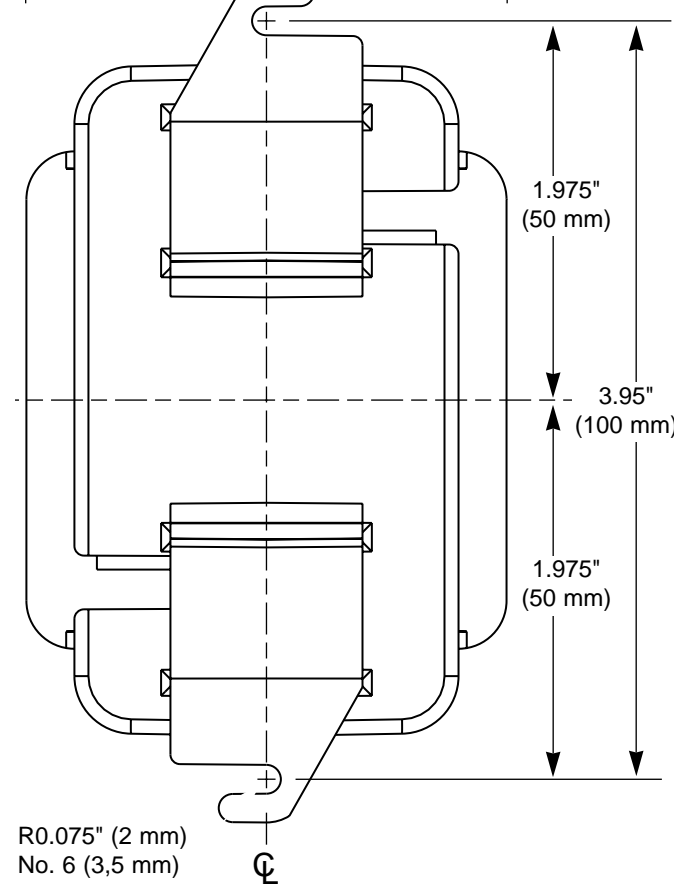
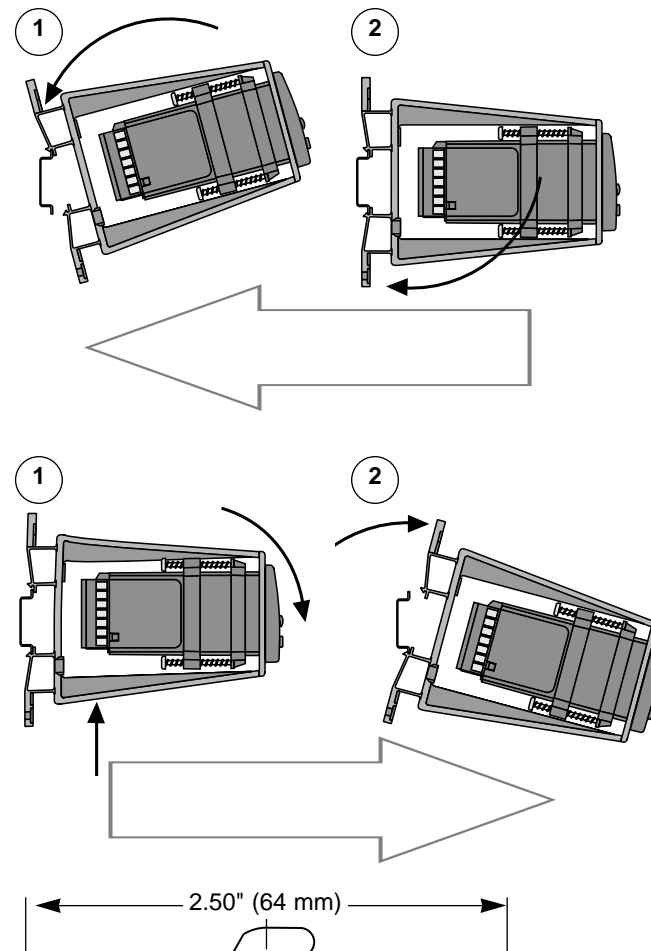
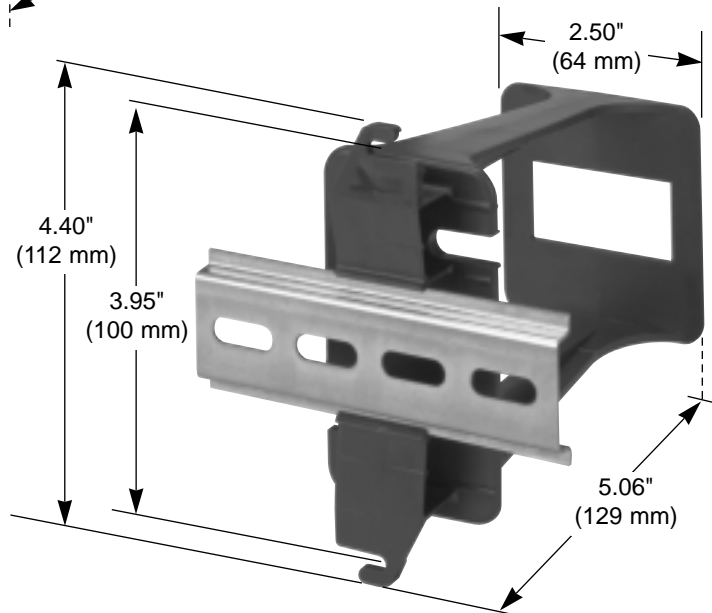
Adattatore per guida DIN

P/N	Dim A	Dim B	Dim C	Dim D
0822-0586-P001 1/32 DIN	0.886" (23 mm)	1.772" (45 mm)	0.437" (11 mm)	0.874" (22 mm)
0822-0586-P002 1/16 DIN	0.886" (23 mm)	1.772" (45 mm)	0.886" (23 mm)	1.772" (45 mm)

Lexan® Polycarbonate



	Dim E
Series 93, 94, 965	0.700" (18 mm)
Series 96, 97	0.400" (10 mm)
Series 935	0.530" (13 mm)
Series 550	0.210" (5 mm)
Series 102, 145	0.530" (13 mm)



**Watlow Controls**

1241 Bundy Blvd., P.O. Box 5580, Winona, Minnesota USA 55987-5580  
Tel: (507) 454-5300. Fax: (507) 452-4507. <http://www.watlow.com>

0600-0004-0013 Rev A  
June, 1999

Made in the U.S.A.  
Printed on Recycled Paper  
10% Postconsumer Waste  
© 1999, Watlow Winona, Inc. (1623)