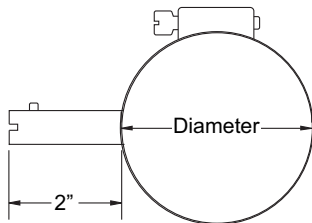


Bayonet Fitting Adapters

CODE	LENGTH (inches)	THREAD (inches)
705-0.88	7/8	1/8 NPT
705-1.25	1 1/4	1/8 NPT
705-1.5	1 1/2	1/8 NPT
705-2	2	1/8 NPT
705-2.25	2 1/4	1/8 NPT
705-2.5	2 1/2	1/8 NPT
705-3.5	3 1/2	1/8 NPT
735-0.88	7/8	3/8 - 24
735-1.5	1 1/2	3/8 - 24
735-2.5	2 1/2	3/8 - 24
735-3.5	3 1/2	3/8 - 24
745-1	1	12mm x 1

The plated steel bayonet adapter accommodates the bayonet lock cap assembly to bottom the hot junction in holes in machine walls, cylinder, or dies.



Pipe Clamp Adapters

CODE	CLAMP DIA. MIN. / MAX. (inches)	JPS PIPE SIZE (inches)	PIPE DIAMETER (inches)
PCA-075	11/16 - 1 1/4	1/2 - 3/4 IPS	0.840 - 1.050
PCA-150	1 1/16 - 2	1 - 1 1/2 IPS	1.315 - 1.900
PCA-250	2 1/16 - 3	2 - 2 1/2 IPS	2.375 - 2.875
PCA-350	3 5/16 - 4 1/4	3 - 3 1/2 IPS	3.500 - 4.000
PCA-400	4 1/8 - 5	4 IPS	4.500

Use 2(3/4)" sensor 'A' dimension when using fixed bayonet type thermocouples with above adapters.

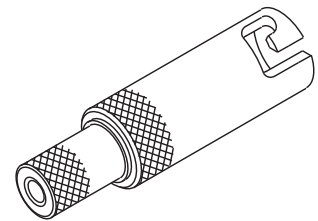
Metric To 1/8" NPT Adapters

CODE	METRIC THREADS (mm)
40001	10 x 1.5
40002	12 x 1
40003	12 x 1.5
40004	14 x 1.5
40005	14 x 2

Adds 1" to bayonet adapter length.

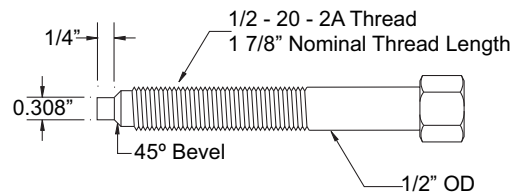
Adjustable Bayonet Cap

CODE	SHEATH SIZE (inches)	DESCRIPTION
718	1/16	Adjustable bayonet cap and spring
728	1/8	



Positive Bottoming Indicating Bayonet Cap

CODE	DESCRIPTION
D702 - A - 2	Adjustable bayonet cap for 0.210"OD flex with red bottoming indication



Blank Melt Bolts

CODE	DESCRIPTION (inches)
743	3 blank bolt
746	6 blank bolt